


# 2019-2020 Statistical Brief



Based on data from *domestic violence* state grantees reported July 2019-June 2020<sup>4</sup>

[www.councilforwomen.nc.gov](http://www.councilforwomen.nc.gov)

The NC Council for Women and Youth Involvement compiles semi-annual client services statistical data for domestic violence and sexual assault services utilized by women, men, and children seeking support, information, counseling and advocacy.

**219,490**  
**Volunteer**  
**Hours**



## Crisis Calls

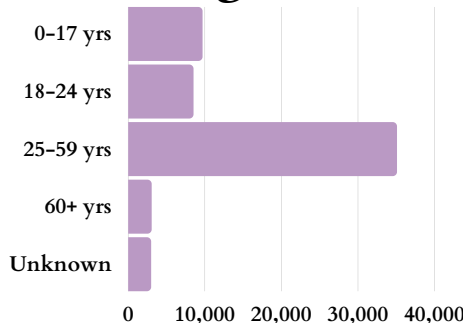
**104,299**



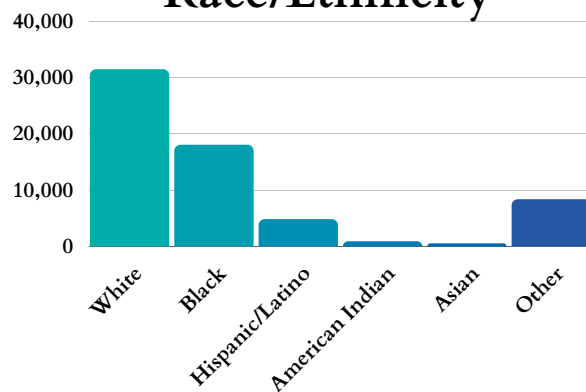
## Clients Served

**59,239**

### Age



### Race/Ethnicity



### Gender



## What do grantees provide to victims of domestic violence?

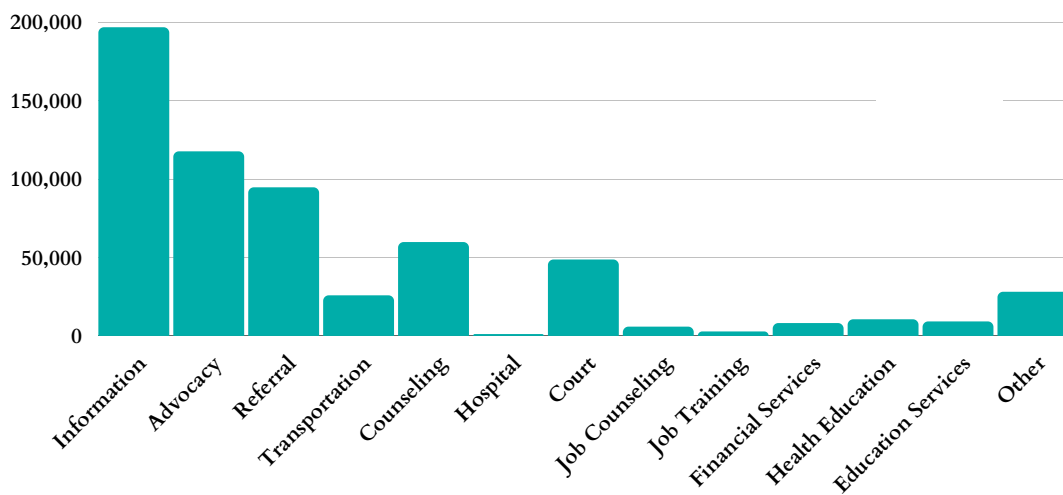
### Shelter Services

- **9,341** victims received shelter services (providing shelter in a facility, local safe home or hotel).
- **41%** of clients that received shelter services were children.
- **5,760** clients were referred to other counties due to lack of space in their local shelter<sup>1</sup>.

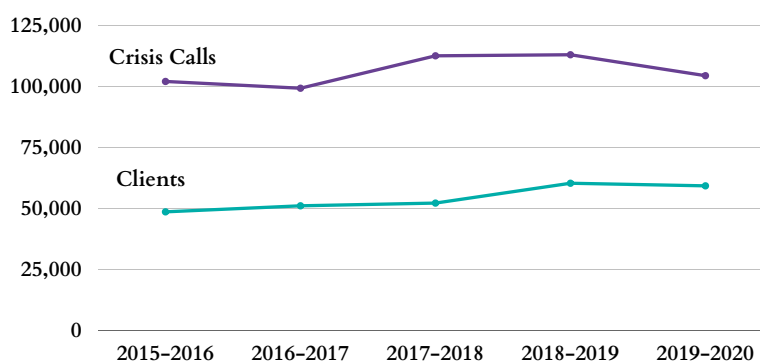
### Support Groups

- **6,359** support groups were provided.
- **30%** of the support groups were for children.
- Over **10,345** educational presentations & professional trainings conducted.

## Services Provided by Domestic Violence Agencies




## Domestic Violence Crisis Calls & Clients over 5 years<sup>3</sup>



The number of crisis calls and clients has decreased slightly over the past two years. The number of clients served in 2018-2019 reached a five year high of 60,301. The second highest is 59,239 in fiscal year 2019-2020.

# 2019-2020 Statistical Brief



Based on data from *sexual assault* state grantees reported July 2019-June 2020 <sup>4</sup>

www.councilforwomen.nc.gov

The NC Council for Women and Youth Involvement compiles semi-annual client services statistical data for domestic violence and sexual assault services utilized by women, men, and children seeking support, information, counseling and advocacy.

**217,242** Volunteer Hours

**350** Victims of Human Trafficking Served

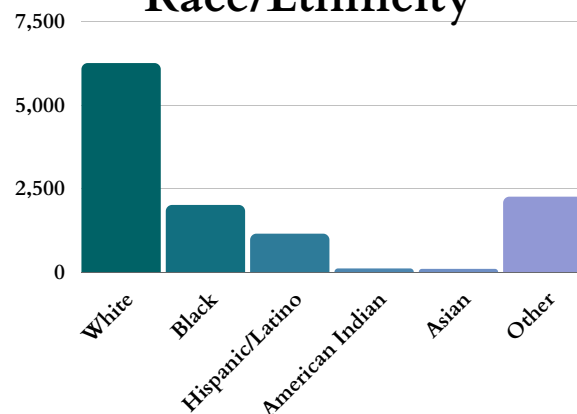


**Crisis Calls**  
**22,404**

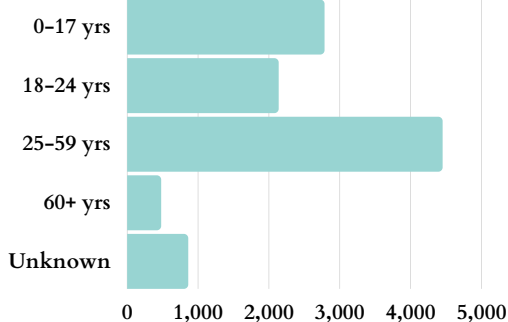


**Clients Served**  
**10,696**

## Race/Ethnicity



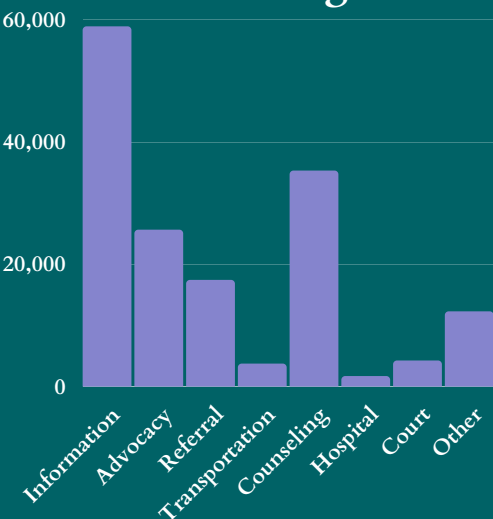
## Age



## Gender <sup>5</sup>

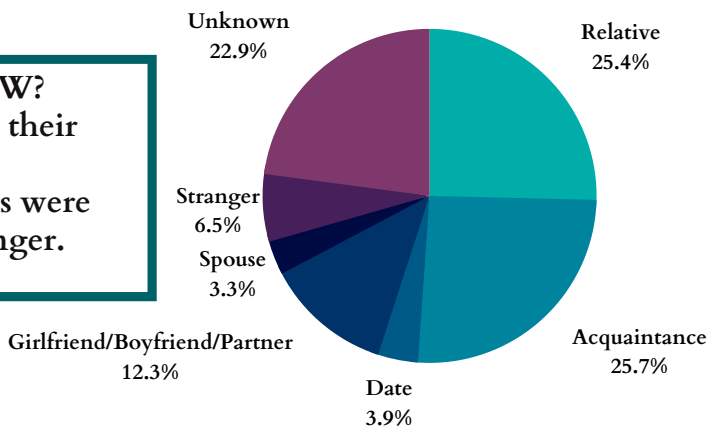


## Services Provided by Sexual Assault Agencies <sup>2</sup>



**DID YOU KNOW?**  
Most victims know their perpetrator:  
Only **6.5%** of victims were assaulted by a stranger.

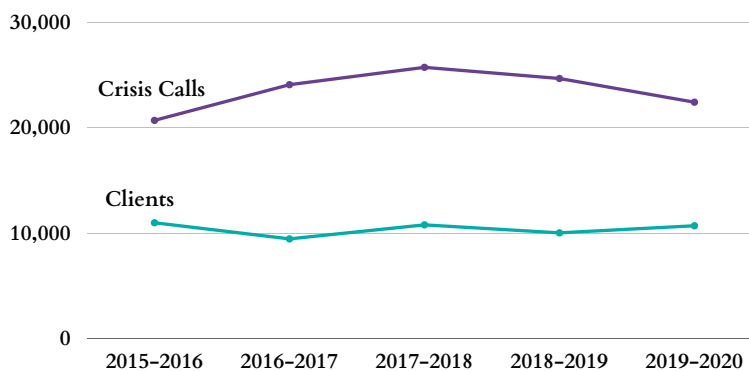
## Relationship to Offender



## What do grantees provide to victims of sexual assault?

- **2,133** support groups were provided.
- **30%** of the support groups were for children.
- Over **11,076** educational presentations & professional trainings conducted.

## Sexual Assault Crisis Calls & Clients over 5 years <sup>3</sup>



The number of crisis calls has decreased slightly over the past three years, and the number of clients has increased slightly over the last fiscal year. Often, sexual assaults are underreported.

# 2019–2020 Statistical Brief



## Data Analysis and Notes

[www.councilforwomen.nc.gov](http://www.councilforwomen.nc.gov)

(1) The number of shelter referrals due to lack of space for domestic violence victims has increased slightly since last year. This may be due to shelters experiencing decreased space and capacity as a result of the COVID-19 pandemic and social distancing requirements.

(2) Due to COVID-19, many agencies have seen a decrease in capacity for serving victims of domestic violence and sexual assault. Shelters, hotels, and hospitals have specifically been unable to accommodate the number of clients. This likely resulted in a decrease in reported shelter and hospital services. According to the North Carolina Coalition Against Domestic Violence (NCCADV), domestic violence clients are experiencing more severe and urgent needs, and are at an increased risk for lethality. Per the North Carolina Coalition Against Sexual Assault (NCCASA), some sexual assault victims are at home with their abusers due to the pandemic and are less likely to be able to access resources and support.

(3) A change in reporting in 2015 may have resulted in decreased numbers of crisis calls and clients over the past 5 years.

(4) Since March 2020, many domestic violence and sexual assault agencies altered business operations, mainly working remotely as a precaution to COVID-19. Therefore, approximately four out of 12 months of data captured were affected by closures, delays, and other impacts related to the COVID-19 pandemic. Furthermore, agencies were asked to report "in-person" services which may have resulted in a misrepresentation of the total number of services provided.

(5) The 2019–2020 Statistical Brief on Sexual Assault grantees in North Carolina was revised June 24, 2021 based on a correction to the number of men and women served.

### Overall trends include:

- Since 2016, there has been an increase in the percentage of men seeking domestic violence and sexual assault services;
- Since 2011, there has been an increase in the percentage of African American domestic violence clients;
- Since 2019, there has been an increase in the percentage of shelter services provided to children; and
- The majority of DV and SA clients are between the ages of 25 and 59 years old.

If you have additional questions, please email [nccfw@doa.nc.gov](mailto:nccfw@doa.nc.gov).